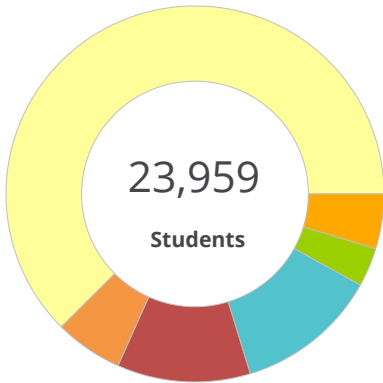


Superintendent: Maher, Dr. Brian

SCHOOL ENROLLMENT



Race/Ethnicity

American Indian/Alaska Native	4.6%
Asian	3.4%
Black/African American	12.2%
Hispanic/Latino	11.5%
Native Hawaiian/Pacific Islander	0.1%
Two or More Races	5.8%
White/Caucasian	62.4%

Additional Services

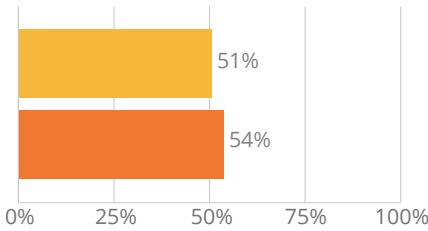
Economically Disadvantaged	43.3%
English Learners	10.7%
Foster Care	1.3%
Homeless	2.8%
Migrant	1.6%
Military Connected	1.9%
Students with Disabilities	14.7%

Teachers
1,591.37

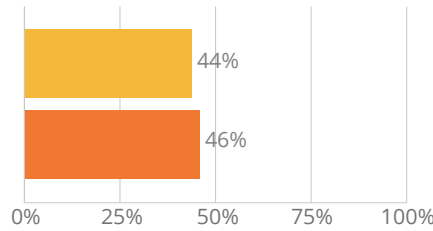
Administrators
52.18

STUDENT PERFORMANCE

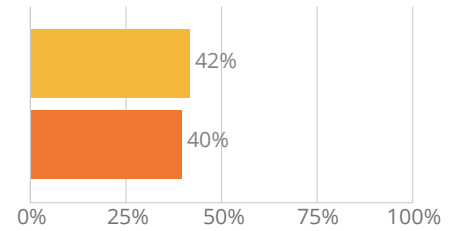
English Language Arts



Mathematics



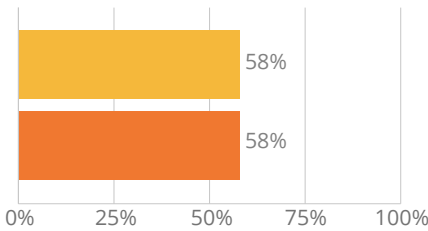
Science



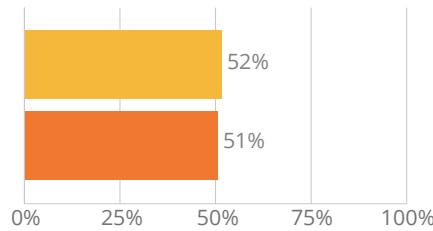
■ District ■ State

STUDENT PROGRESS

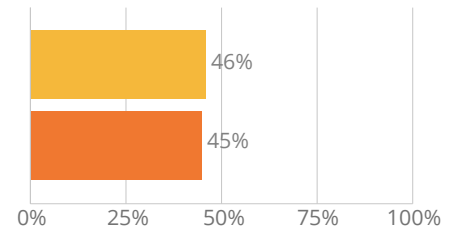
English Language Arts



Mathematics



Access



■ District ■ State

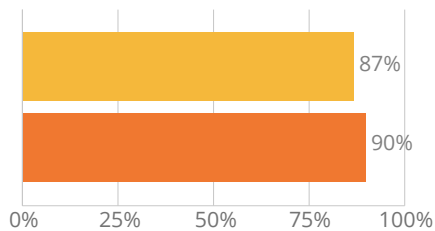
ENGLISH LEARNERS ON TRACK

HIGH SCHOOL COMPLETION

COLLEGE AND CAREER READINESS

Attendance Rate

91%



32%

48%



Chronic Absenteeism Rate

18%

■ District ■ State